



**TCQ SCAFFOLDING**  
- & -  
**FORMWORK EST.**

[www.tcqscaffolding.com](http://www.tcqscaffolding.com)

## INTRODUCTION

TCQ Scaffold Establishment is a Subsidiary of M/s TURBO SCAFFOLDING PTY LTD, Australia and was established in October of 2015 in Abu Dhabi to service the Oil and Gas Industries and Construction Companies.

Our goal is to simplify your life, at-least in the arena of Scaffolding and Formwork! Each member of our Team is zealous in attaining and maintaining a "Statuesque Trust" of our Clients by providing quality services and support on time – every time. We understand that this position is neither simply given nor easily achievable, hence benchmarked as our primary objective.

Our Team of experts provide Formwork Designs alongwith all relevant Shop Drawings, Calculations, Timely & Systematic Supply and Parallely providing Engineering Services which includes On-Site Technical Assistance and Site Inspections. Along with Quality, Safety is our foundation while trending the current philosophy of the Construction world – Larger, Sturdier and Taller Structures.

Our range of Products includes a System Scaffold,' TCQ-Lock' which is Cuplock type.This is a time-proven, multipurpose, safe and versatile scaffold system. The versatility of the System accommodates both the Forming and Access requirements of our Construction Industry.

We also stock in our Rental Fleet, Mobile Aluminium Towers,150 Aluminium Beams, Standard & Laminated Scaffold Boards, and Props and Fittings.

TCQ Scaffolding & Formwork's Main Office is based in Abu Dhabi with a Sales office in Ajman. Our Depot is in Al Madam, Sharjah where both the Rental and Sales fleet are stocked so as to be able to service our Clients within the shortest possible time-span.

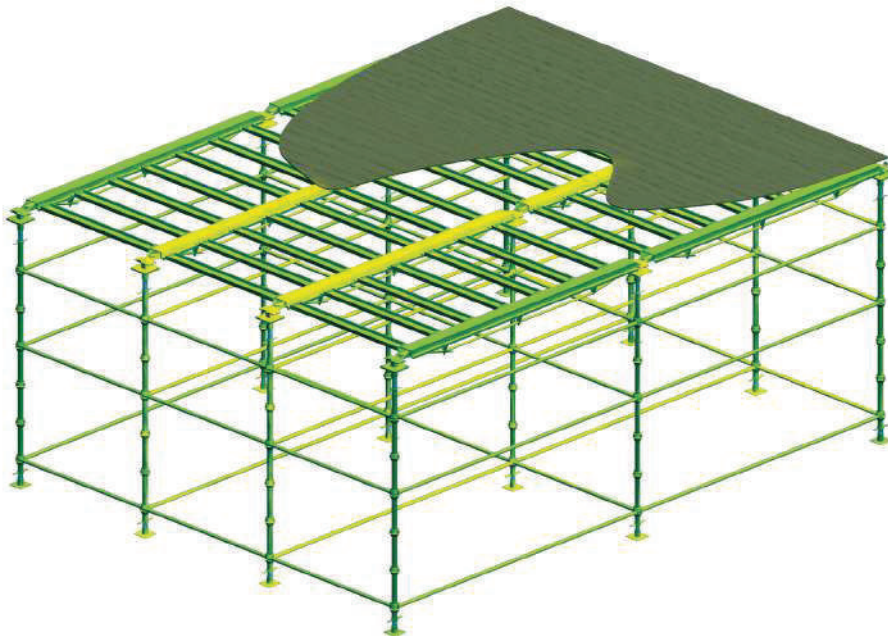
The location of our Depot allows us to respond quickly ensuring prompt delivery of equipment for Hire or Sale, TCQ Scaffolding & Formwork experienced personnel will also be close at hand to work with the Client and to be able to provide advice on effective, economic solutions for their Projects.



## FAST EFFICIENT & SECURE ASSEMBLY

With this system, erection of support work is fast, efficient and secure due to the fact that there are no moving parts like nuts & bolts. The Ledger ends are placed on the bottom cups, the top cup turned in position and hammer tightened.

Our 'TCQ-Lock' Support & Decking System is a multipurpose, safe and versatile scaffold system (erected with the least number of moving parts) thus providing efficiency in speed and savings on cost. The versatility of the decking systems enables it to provide a supporting grid for Beam and Trough as well



The Drop Head system allows early striking (3-4) days which enables the Decking, Infill & the Plywood to be removed leaving the support to the slab intact & in contact with the concrete till the curing period.

Alternatively, Adjustable 'U' Head used in conjunction with either Timber or Aluminium Beams as



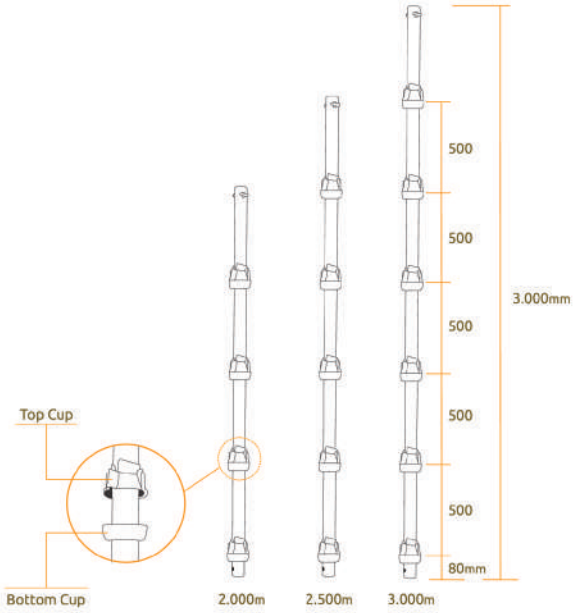


# TLocK SYSTEM COMPONENTS

## 1. STANDARDS

This component is the vertical element in our TCQ-Lock System Scaffold. It comes in 9 standard sizes. A joint-Cup is provided at every 0.5m interval in height to take on the horizontal component (Ledger). The top cups are castings made of high grade steel to allow the rigors of Project Site use. The bottom cups are weld fixed and are made of high grade pressed steel

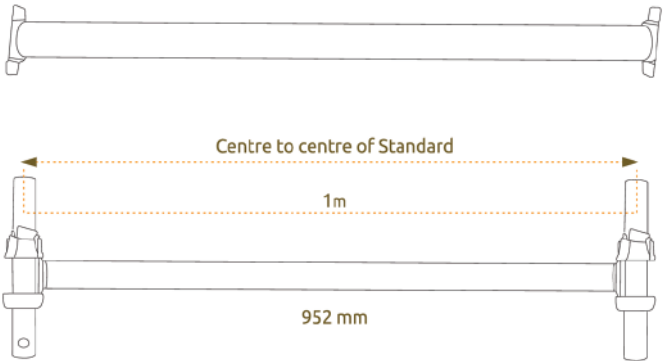
Length (mm)	Weight (kg)
1000	8.0
1300	8.5
1500	9.3
1800	11.0
2000	12.0
2300	13.0
2500	13.5
2800	15.8
3000	16.0



## 2. LEDGERS

This horizontal element ties the vertical standards together, strengthening the system as well as dissipating the vertical loads. It comes in 8 standard sizes. The locking element – the ledger end plate is made of forged steel.

Length (mm)	Weight (kg)
600	2.3
900	3.3
1000	3.6
1200	4.2
1300	4.6
1600	5.5
1800	6.3
2500	8.7

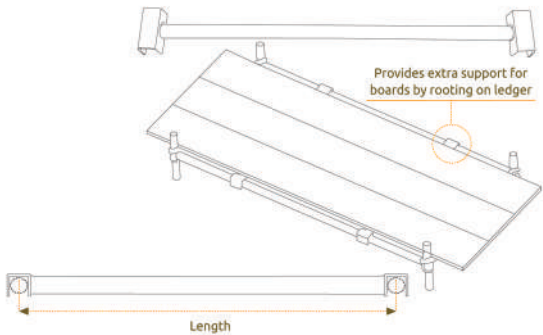




### 3. INTERMEDIATE TRANSOM

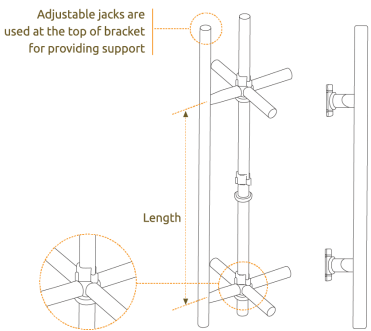
In 'Access' applications where the Scaffold System is utilized for providing access platforms for personnel to work on heights or for to work on the façade of a building or structure, this horizontal element is provided to support the wooden Scaffold Board in the intermediate locations (Between longer runs of Ledgers).

Length (mm)	Weight (kg)
1000	5.9
1200	6.1
1300	6.4
1800	8.1
2500	10.5



### 4. BEAM BRACKET

This component used in conjunction with the Standard eliminates the use of Props in situations where the minimum distance to support grids is greater than standard Ledger sizes. It also allows accommodation of Drop Beam support within a supporting grid.

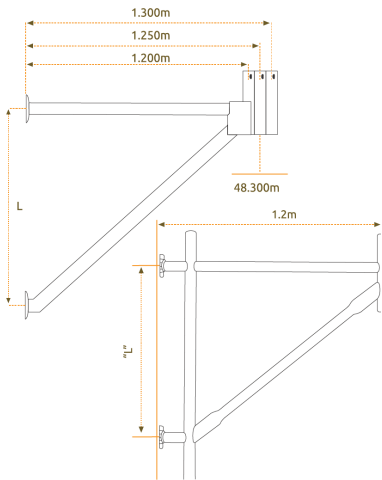


### 5. CANTILEVER FRAME & CANTILEVER BEAM FRAME

This component is typically used when support on the base slab is not possible, especially when drop beams around the perimeter of the buildings needs to be supported and the earth around the building is not levelled / compacted. In most cases it is used from the first floor onwards to either support the drop beams or as access for the working personnel.

Three hollow tubes at the edge allows slight adjustments from 1.2m to 1.3m and they come in 2 sizes – 1.0m & 1.5m

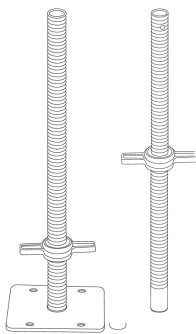
Width	Length	Weight (kg)
1625	1.0	15.5
2010	1.5	18.0



### 6. UNIVERSAL JACK & ADJUSTABLE BASE JACK

Allows adjustments in height at either the top or the bottom of the support.

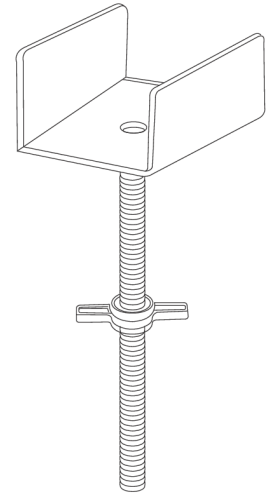
Length (mm)	Weight (kg)
Base Jack 700	3.9
Universal Jack 750	2.96





## 7. ADJUSTABLE 'U' - HEAD

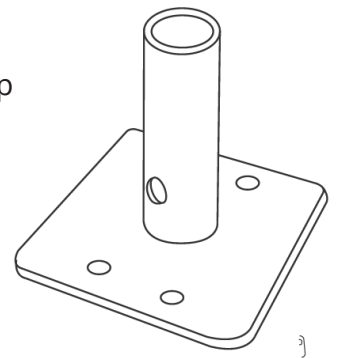
Used with the Universal Jack to take on Timber, Aluminium or Steel when these components are used as Primary Decking elements. It is also used as the base support when 'Steel Soldiers' are used to span across voids in the base slab.



Length (mm)	Width	Weight (kg)
150	170	2.9
200	186	5.0

## 8. SOCKET BASE

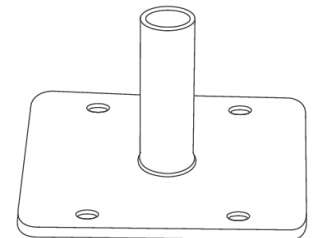
A multipurpose component-combines with the Drop Head to make up the Drop Head assembly and also when bracing to the base is required it can be used in combination with the Universal Jack to make up the base component.



Length (mm)	Weight (kg)
110	1.4

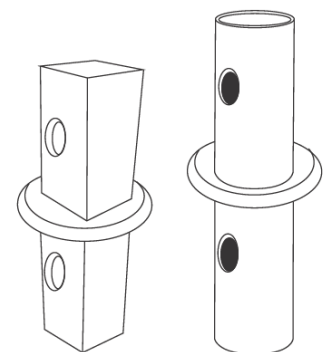
## 9. BASE PLATE

Base plate is used when the combination of Base Jack, Standard, and Universal Jack & Drop Head Assembly is not possible due to tricky heights. It also transfers the load from the Standard evenly.



## 10. SPIGOT PIN

This connecting element is used to join two vertical 'Standards' especially when more than two or more standards requires to be connected vertically to achieve the desired working height.



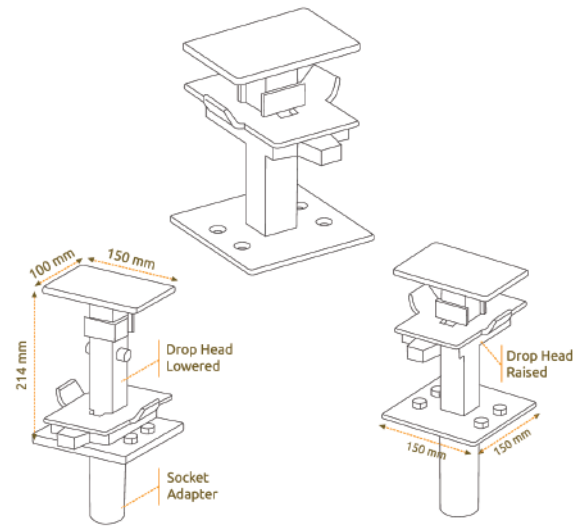
Code	Weight (kg)
TLSPBN	1.1 Kg



## DECKING SYSTEM

### 11. DROP HEAD

This component enables the early striking of the system allowing the Decking & the Infill Beams along with the plywood to be removed for re-use on upper levels in 3 to 4 days of concrete pour. Earlier, during and after the early striking, the top plate of the Drop Head used to maintain contact with the concrete which can be left in position till the concrete is cured.

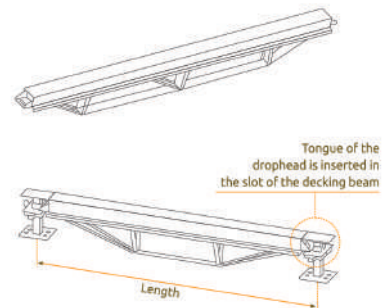


Length (mm)	Weight (kg)
214	5.1

### 12. DECKING BEAM

This Primary Decking member is light weight due to the use of high grade steel. Heavy Duty pressings at the ends help it withstand rigors of daily site use. Slots at the ends take on the tongue of the Drop Head. Width of the top flange is 100mm. It comes in 3 standard sizes.

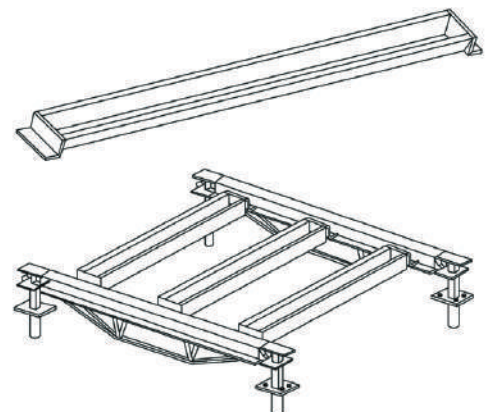
Length (mm)	Width	Weight (kg)
1200	100	12.5
1800	100	18.1
2500	100	28.2



### 13. INFILL BEAM

This Secondary Decking element is placed in between (at 90 deg to) the Primary (Decking) Beams. This is utilized to fill in gaps to maintain allowable plywood spans. This component comes in 6 standard sizes.

Length (mm)	Weight (kg)
500	4.0
800	4.8
900	5.0
1200	7.0
1500	9.0
1700	10.0






## FORMWORK SYSTEM

### V SHORE FRAME SET

Code	Description	Qty
F1.8MVFRAME	V Shore Frame 1.8m x 1.2m	2
F1.8MVBRC	Braces to Suit 1.5m Bay	2
40HBJ	Hollow Base Jacks	4
40HUJ	Hollow U Head Jack	4



### V Shore Frame Connector

Product Code: CVF



### U Head Jack

Product Code: 48HUJ




### Braces To Suit 1.5m Bay

Product Code: F1.8MVBRC



### Braces To Suit 1.5m Bay

Product Code: F1.2MVBRC







### Base Jack

Product Code: 48HBJ




### 1.8m V Shore Frame Galvanised

Product Code: F1.8MVFRAME



### 1.2m V Shore Frame Galvanised

Product Code: F1.2MVFRAME



### 1.2 U Head Jack

Product Code: 48x1.2HUJ



### 1.2 Base Jack

Product Code: 48x1.2HBJ



### 0.9m V Shore Frame Galvanised

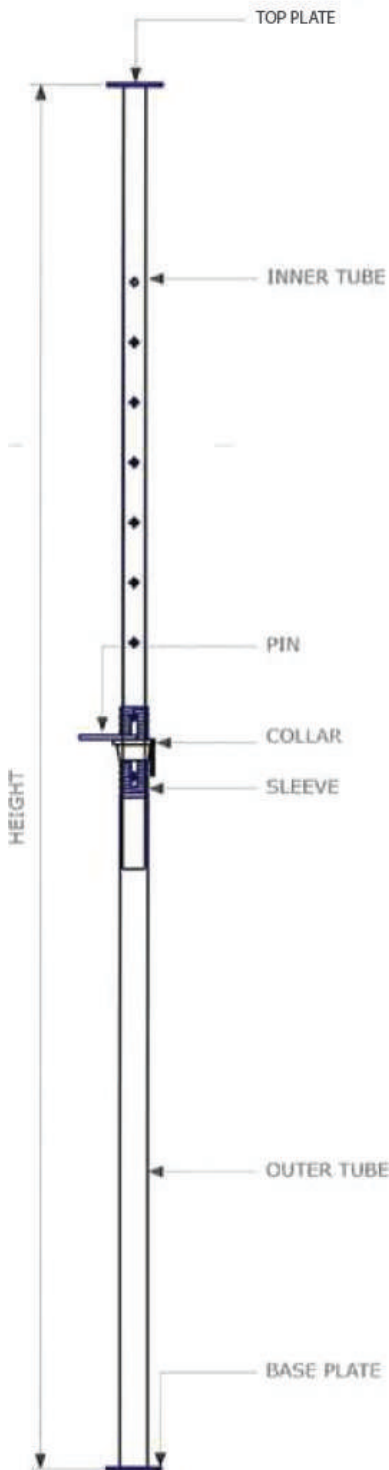
Product Code: F0.9MVFRAME



## TCQ PROPS

If you're looking to buy props in Dubai, Sharjah, Ajman or Abu Dhabi we have what you need. TCQ has a range of props for sale in all City locations.

TCQ Props are made with Prime Quality Raw materials and then painted at the completion of manufacture. All welding and threading processes are completed prior to the Prop being painted, meaning that all surfaces that are exposed to the environment are fully protected by this process. All components including the inner & outer tube, base & head plates and threads are painted.



Code	DESCRIPTION
LDPROP25	PROP 2.5M
LDPROP30	PROP 3.0M
LDPROP35	PROP 3.5M
LDPROP40	PROP 4.0M
LDPROP50	PROP 5.0M
LDPROP60	PROP 6.0M

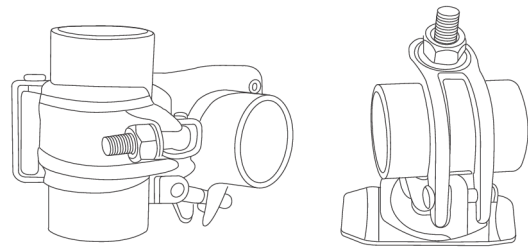
**Note:** Thickness are available in 2.00mm, 3.20mm and 4.00mm.

COUPLERS

All the fitting accessories confirm to BS/EN – 74 A-B standards.

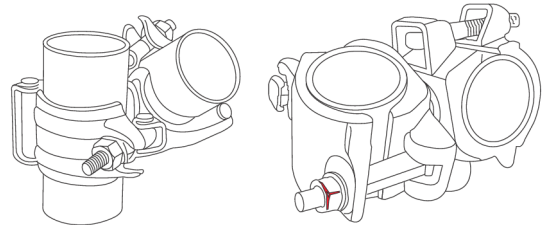
1. DOUBLE COUPLER

Double coupler is a right angle connector between two Scaffold Tubes or Scaffold Tube and Standard. It is available in either Pressed or Drop Forged Versions.



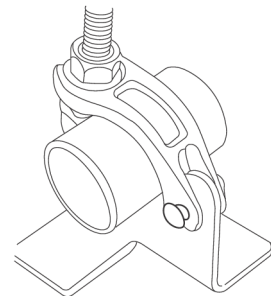
2. SWIVEL COUPLER

As the name suggests, it connects two Scaffold Tubes connected at any angle. Removable 'T' bolt assembly ensures replacement in case of damage to the thread. This is available either in Pressed or Drop-forged




3. BOARD RETAINING CLAMP

The board retains clamp has been designed to improve safety and efficiency on the scaffolding. The boards are quickly and securely locked in correct positions with considerable resistance to both lateral and upward movement. Their use is



4. PUTLOG COUPLER

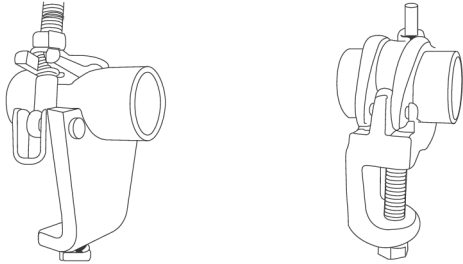
The coupler is used to wrap around two vertical tubes without leaving a gap in between. These elements can also be used for connecting Transoms to Ledgers to





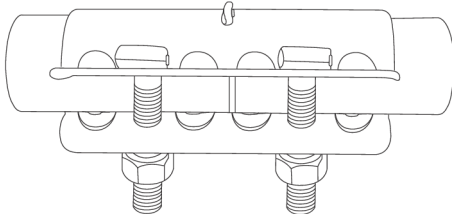
### 5. GRAVLOCK COUPLER

A connector between Scaffold tubes to Girder flange used in pairs.



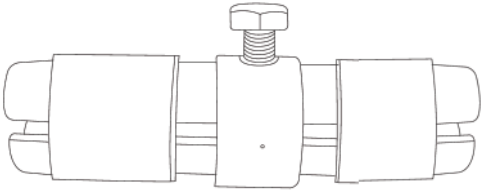
### 6. SLEEVE COUPLER (EXTERNAL JOINT PIN)

This coupler used for joining two scaffold tube ends by wrapping around them. A central steel plate ensures that equal portions of both the tubes are held together.



### 7. INTERNAL JOINT PIN

Generally used in conjunction with Sleeve Coupler, the Joint Pin connects two tubes internally offering a secure connection.



## TIMBER BOARDS & STEEL BOARDS

Timber boards and steel boards are used for a work platform making it easy for the workers to perform their tasks at the construction sites.


### 1. SCAFFOLD BOARDS



### 2. LVL BOARDS



### 3. STEEL BOARDS



## BLACK & GALVANISED TUBES

The standard length of the Black and the GI tubes is 6M and the thickness varies between 2mm – 4mm which conforms to BS 1387 : 1985 standards.

Description	Weight (kg)
GI & BLACK TUBE - 48.3mm OD x 3.2mm wall thickness	3.56 kg/Mtr.
GI & BLACK TUBE - 48.3mm OD x 4.0mm wall thickness	4.37kg/Mtr.

### 1. GI TUBES



### 2. BLACK TUBES



## ALUMINUM MOBILE TOWER & ALUMINUM LADDER









Aluminium mobile towers are a great resource if you need a quick and versatile solution to a small scaffold job. Mobile Scaffold is utilised for jobs where a scaffold must be moved multiple times to complete the work. They are easy to erect and easy to maneuver in small spaces.

Aluminium mobile towers are a great way to get up high, fast. If you have a job that requires a steady platform such as guttering work or painting a ceiling aluminium mobile scaffold towers are your solution. Easy to build and quick to strip back down again, you'll find our mobile towers will be your go to for any small, at height jobs.








## TOOLS & ACCESSORIES

<p><b>SCAFFOLD SPANNER</b> 7/16" For use on Scaffold couplers</p> 	<p><b>SCAFFOLD LEATHER BAGS</b></p> 	<p><b>SPIRIT LEVEL</b> Magnetic Aluminum spirit level is designed to be used with all types of scaffolding for accurate level reading</p> 
<p><b>SCAFFOLD LEATHER BELT</b> Manufactured from the best quality leather. Pouches are for: Spirit level, spanner, measuring tape and ratchet</p> 	<p><b>PODGER HAMMER</b> Podger Hammers are made from high quality steel. With a non-slip handle they are ideal for a Scaffolder on the go in all weather conditions.</p> 	<p><b>MEASURING TAPE</b></p> 
<p><b>GIN WHEEL</b></p> 	<p><b>CASTOR WHEEL 8" (WITH BRAKES)</b></p> 	










## SAFETY ITEMS

<p><b>LANYARD</b></p> 	<p><b>SAFETY HARNESS</b></p> 	<p><b>SCAFFOLD TAG BOX</b></p> 
---	--	--





## FORMWORK ACCESSORIES

<p><b>TIE ROD</b> It has maximum overall diameter of 15.5 mm And is available in 6m length with S.W.L. of 90 kN.</p> 	<p><b>WING NUT</b> It is used with soldiers in conjunction with thrust plate.</p> 	<p><b>WATERSTOP</b> It is used for watertight concrete wall.</p> 	<p><b>THRUST/TIE PLATE</b> It is used in conjunction with wing nut for the use of timber bearers Size : 120 x120mm Weight : 0.88 kg swl : 90 kN</p> 
<p><b>PLASTIC SLEEVING</b> It is used to prevent contact between the concrete and tie rod.</p> 	<p><b>PLASTIC CONE</b> It is used to seal plastic sleeving to form face.</p> 	<p><b>TIMBER WALING CLAMP</b> It is used to clamp timber walings 50mm-75mm thick to the Soldier at any height <b>Weight: 0.80 KG</b></p> 	<p><b>UNIVERSAL CLAMP</b> It is used to clamp aluminum walers to the soldiers. <b>Weight: 0.58 KG</b></p> 
<p><b>WALING CLIP</b> It is used to clamp standard scaffold tubes across the back face of soldiers as an alternative method of bracing the form <b>Weight: 0.49 KG</b></p>  <p>Available in various sizes</p>			

# TCQ SCAFFOLDING & FORMWORK EST.



**OFFICE ADDRESS:**

Al Jazeera Towers, M38  
Hamdan street  
Abu Dhabi UAE.

**YARD ADDRESS:**

AL MADAM  
SHARJAH

**OFFICE TEL:**

02 6427258

**E-MAIL:**

[info@tcqscaffolding.com](mailto:info@tcqscaffolding.com)

**VISIT:**

[www.tcqscaffolding.com](http://www.tcqscaffolding.com)